

TMS (TRADE MANAGEMENT SYSTEM)

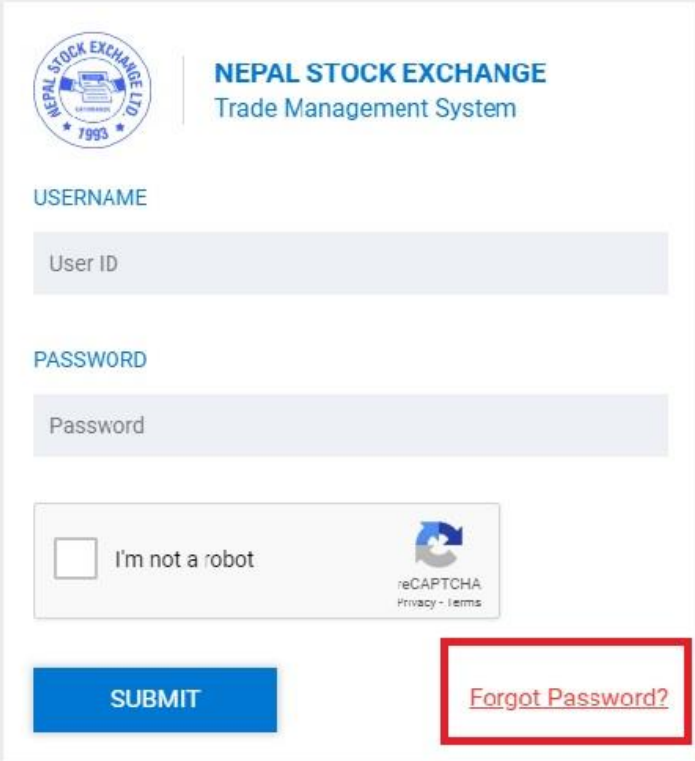
User Guide

Release 1.2

July 2018



1. लगानीकर्ताले आफ्नो Account (client code) भएको Broker मा गइ Valid Email Address Update गराउने |
2. आफ्नो Account भएको Broker बाट TMS को URL (Address) लिने |
3. Broker बाट प्राप्त Address, Computer तथा Mobile को जुनसुकै Browser (Chrome, Firefox, Edge) आदिमा खोली Fig. 1 मा देखाए जस्तै “Forgot Password” मा Click गर्ने |



The image shows the login interface for the Nepal Stock Exchange Trade Management System. At the top left is the NESE logo, and to its right is the text 'NEPAL STOCK EXCHANGE Trade Management System'. Below this, there are two input fields: 'USERNAME' with 'User ID' as a placeholder, and 'PASSWORD' with 'Password' as a placeholder. Underneath the password field is a reCAPTCHA section containing a checkbox labeled 'I'm not a robot' and a reCAPTCHA logo with links for 'Privacy' and 'Terms'. At the bottom left is a blue 'SUBMIT' button, and at the bottom right is a red-bordered box containing the text 'Forgot Password?'.

Fig. 1 Go to the main page URL and click on “Forgot Password”

4. लगानीकर्ताले मुख्य पेजमा गएर “**Forgot Password**” मा Click गर्दा Fig. 2 मा देखाए बमोजिम Screen देख्न सकिन्छ जसमा लगानीकर्ताले आफ्नो Username (Client Code) र Email (KYC form मा उल्लेख गरे अनुसार) Type गर्नुपर्नेछ | त्यसपछि Submit Button मा Click गर्नुपर्नेछ |

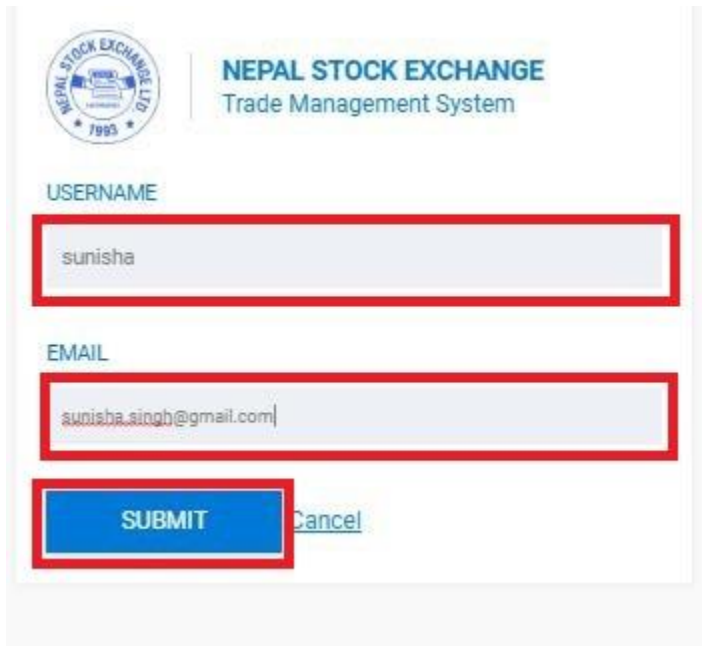


Fig. 2 Type user name and email, the forget password link will be send in email.

5. लगानीकर्ताले Password Reset गर्ने Link आफ्नो Requested Email मा पाउन सकिन्छ | हेर्नुहोस् Fig.3

Hello User

Please click the button below or use the following url to reset your password

Reset Password

Note: The url link is valid for 2 days.

Thanks and Regards
Team NEPSE

Fig. 3 Email sent in clients email account

6. "Reset Password" मा Click गर्दा Fig.4 मा देखाए बमोजिम Screen देख्न सकिन्छ ।

NEPAL STOCK EXCHANGE
Trade Management System

Enter new Password

Confirm new Password

| | |
|---------------------------------------|------|
| Minimum Number of Caps: | 1 |
| Minimum Number of Special Characters: | 1 |
| Minimum Number of Digits: | 1 |
| Password Length: | 7-12 |

Submit

Password Policy

Fig 4. For Reset of password

7. नयाँ Password राख्दा माथि **Fig. 4** मा उल्लेखित Password Policy अनिवार्य रूपमा प्रयोग गर्नुपर्ने छ | Password Policy अनुसारको मापदण्ड पुरा गरेको Password राखी “Submit” Button मा Click गर्दा देहायको Success Message को Email प्राप्त गरेमा मात्र Password Reset भएको बुझ्नुपर्छ |



Fig. 5 Email of Password Change Success

8. त्यसपछि लगानीकर्ताले Login को लागि Broker बाट प्राप्त URL (Address) मा नयाँ Password राखी Login गर्न सकिन्छ | हेर्नुहोस **Fig. 6**

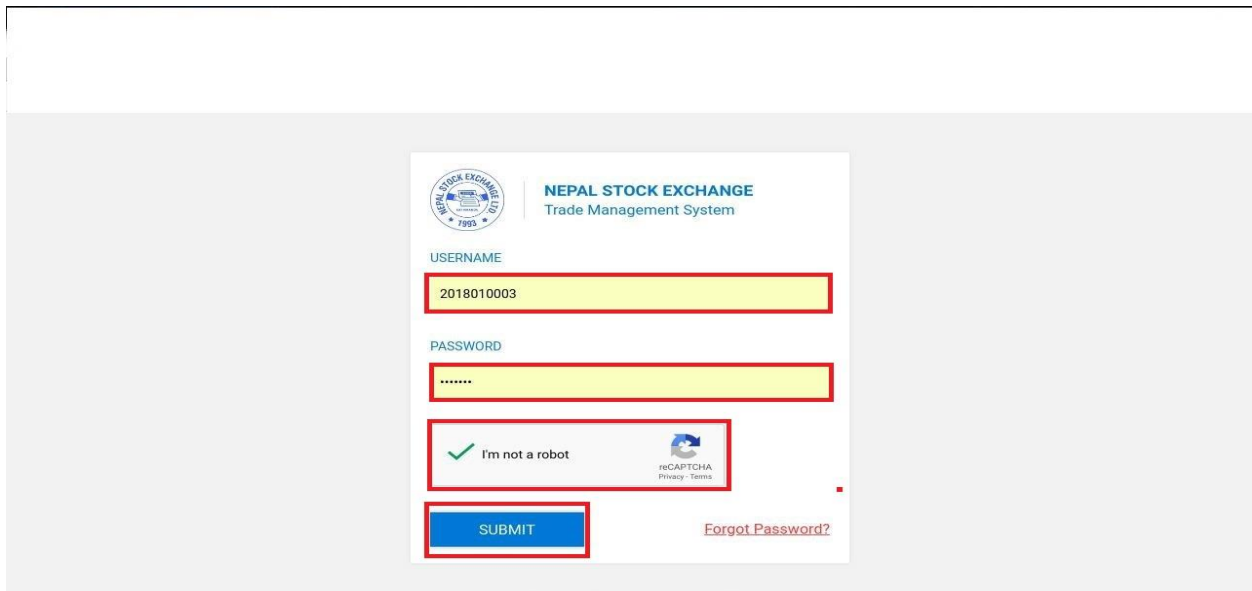


Fig 6. Login page for client

9. लगानीकर्ताले Username र Password राखी Submit Button मा Click गर्दा **Fig 7.1** मा देखाएको जस्तो OTP Code को Screen देख्न सकिन्छ | साथै लगानीकर्ताको Email मा OTP Code जान्छ | हेर्नुहोस **Fig. 7.2**

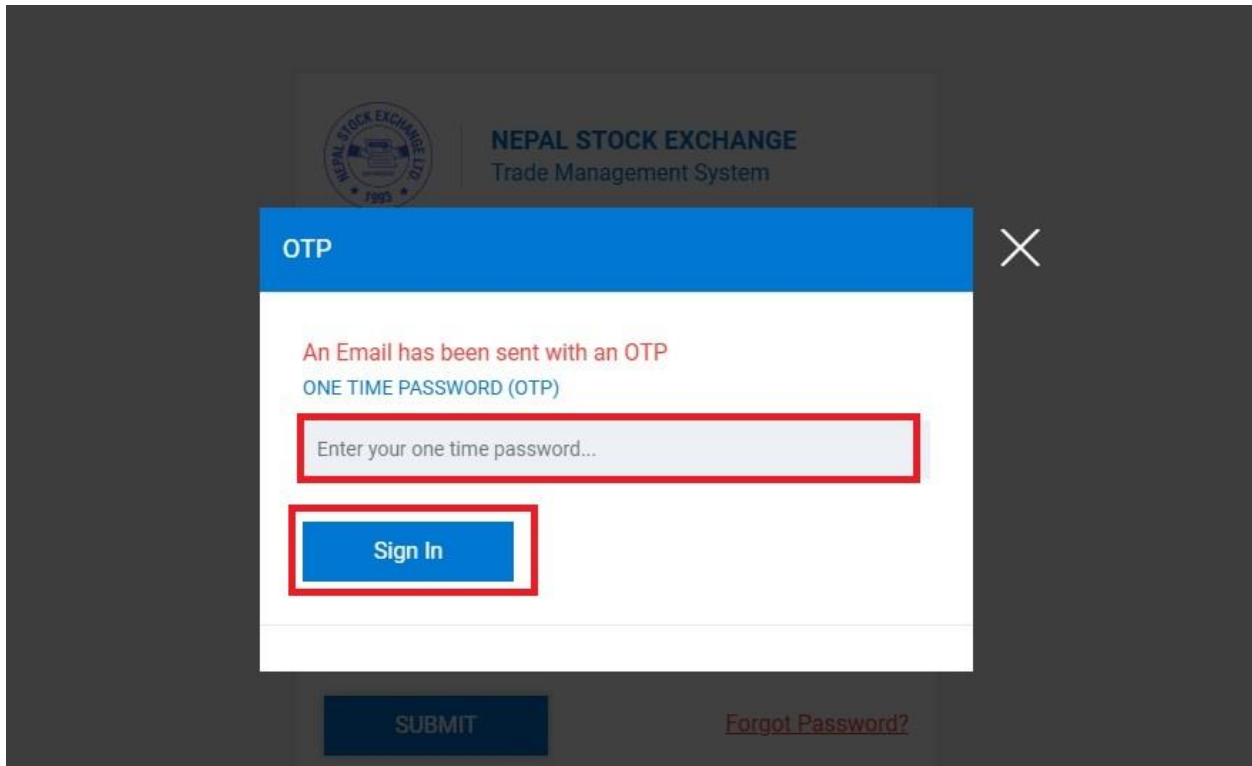


Fig 7.1. OTP Screen

NEPSE Trading Management System

Hello User

Your One-Time Password is 378260

Note: This One-Time Password (OTP) is valid only for 30 minutes. Please don't share this password with anyone.

*Thanks and Regards
Team NEPSE*

Fig 7.2. Format of OTP sent to Clients email

10. लगानीकर्ताले OTP Code राखी Login गरेपछि देहायको Dashboard Screen देख्न सकिन्छ |

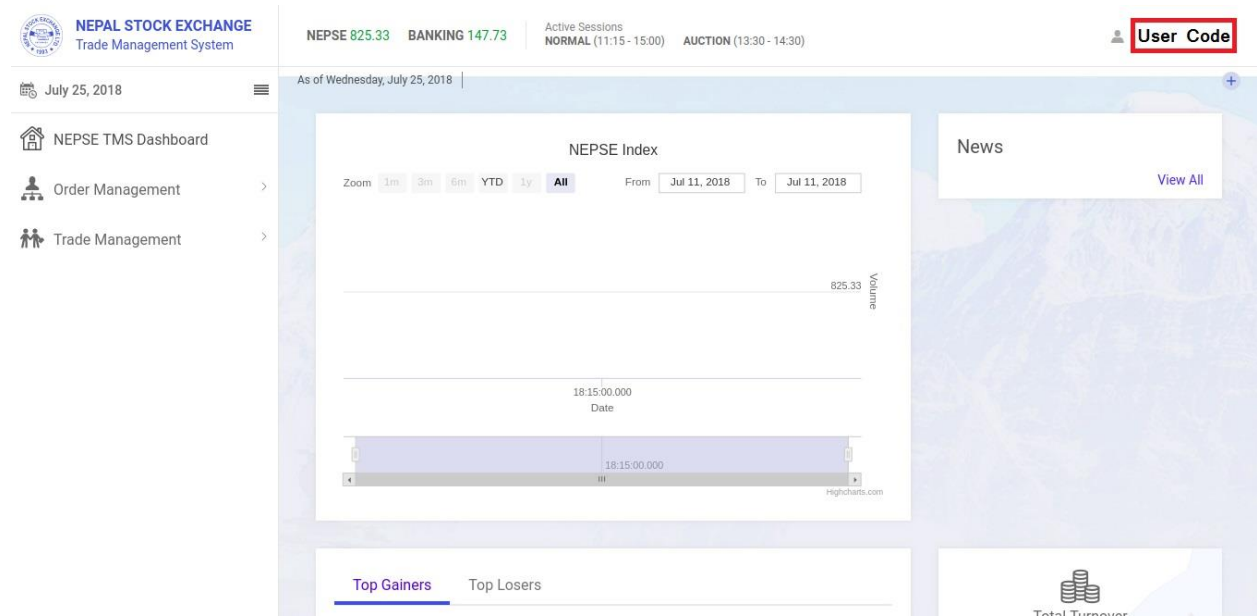


Fig.8 Format of Client's Dashboard

11. लगानीकर्ताले Order Management को माध्यमबाट Order Book हेर्न सकिन्छ |

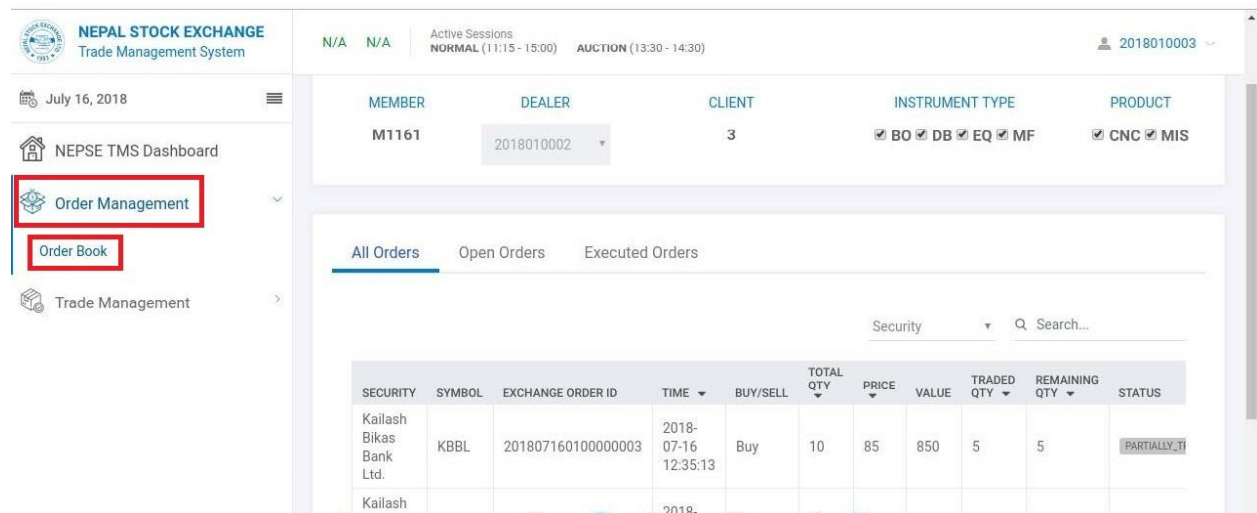


Fig. 9 Order book of client

12. लगानीकर्ताले Trade Management को माध्यमबाट Trade Book हेर्न सकिन्छ ।

The screenshot shows the NEPS TMS Trade Management System interface. The top header includes the NEPS logo, the date 'July 16, 2018', and session information: 'Active Sessions NORMAL (11:15 - 15:00) AUCTION (13:30 - 14:30)'. The user ID is '2018010003'. The main area displays client details: MEMBER 'M1161', DEALER '2018010002', CLIENT '3', INSTRUMENT TYPE 'BO DB EQ MF', and PRODUCT 'CNC MIS'. Below this is a table of trade records.

| S.NO. | SYMBOL | TRADE TIME | SECURITY | TRADE ID | ORDER ID | BUY/SELL | TRADED PRICE | DISCLOSED QUANTITY | TRADED QTY. | VALUE | ACTION |
|-------|--------|----------------------------------|-------------------------|----------|----------|----------|--------------|--------------------|-------------|-------|--------|
| 1 | KBBL | 2018-07-16 12:35:33.933354000 | Kailash Bikas Bank Ltd. | 2 | 6 | Buy | 85 | 0 | 5 | 425 | 👁 |
| 2 | KBBL | 2018-07-16 12:35:33.933309000 | Kailash Bikas Bank Ltd. | 1 | 5 | Buy | 85 | 0 | 15 | 1275 | 👁 |

Fig 10. Trade book of client